

[54] MUFFLER FOR BOATS

[75] Inventor: John A. Connor, Costa Mesa, Calif.

[73] Assignee: Kaama Marine Engineering, Inc.,
Costa Mesa, Calif.

[**] Term: 14 Years

[21] Appl. No.: 651,833

[22] Filed: Sep. 18, 1984

[52] U.S. Cl. D15/4; D12/194

[58] Field of Search D15/1, 5, 6, 4;
D12/194; 60/272; 440/38, 43, 89; 181/212, 215,
219, 224, 227-228, 235, 240-241

[56] References Cited

U.S. PATENT DOCUMENTS

D. 164,960	10/1951	Russell	D12/194
D. 203,166	12/1965	Straw	D12/194
D. 203,536	1/1966	Moss	D12/194
1,198,274	9/1916	Reece	181/235
3,291,252	12/1966	Davis	181/235

3,961,591 6/1976 Fuller 440/43 X

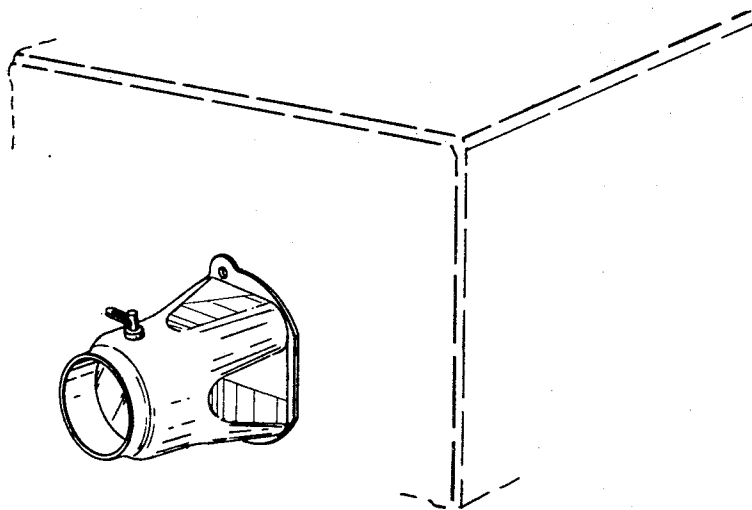
Primary Examiner—B. J. Bullock
Assistant Examiner—Brian N. Vinson
Attorney, Agent, or Firm—Lyon & Lyon

[57] CLAIM

The ornamental design for a muffler for boats, as shown and described.

DESCRIPTION

FIG. 1 is a perspective view of a muffler for boats showing my new design; the broken-line showing of the boat hull being for illustrative purposes only and forming no part of the claimed design;
FIG. 2 is an enlarged end elevational view thereof;
FIG. 3 is an enlarged bottom plan view thereof;
FIG. 4 is an enlarged right side elevational view thereof;
FIG. 5 is an enlarged left side elevational view thereof;
FIG. 6 is an enlarged top plan view thereof; and
FIG. 7 is a side elevational view taken in the direction of line 7-7 of FIG. 2.






FIG. 1.

FIG. 2.

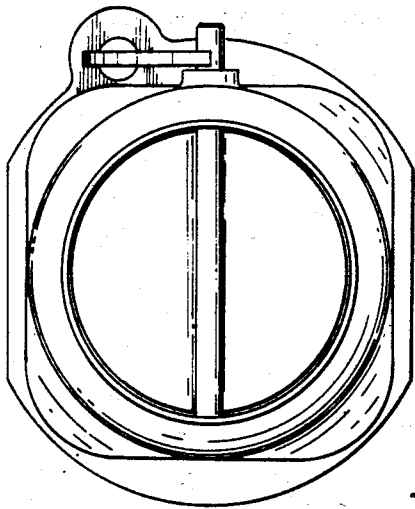


FIG. 3.


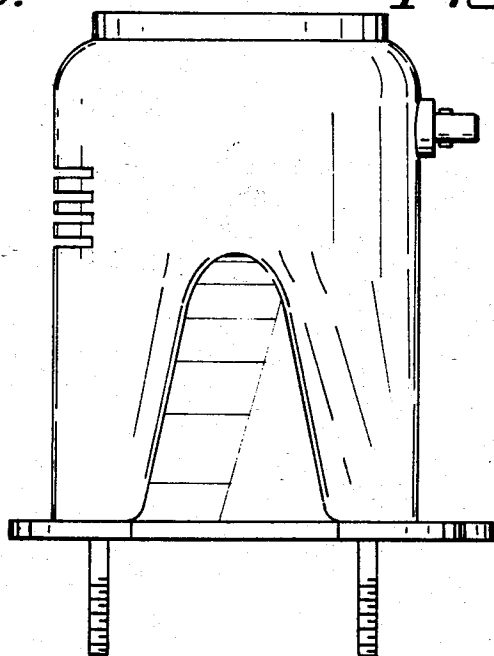


FIG. 4.



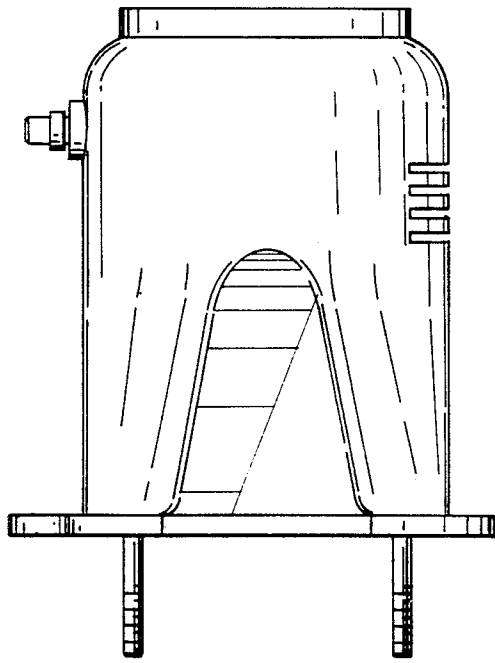


FIG. 5.

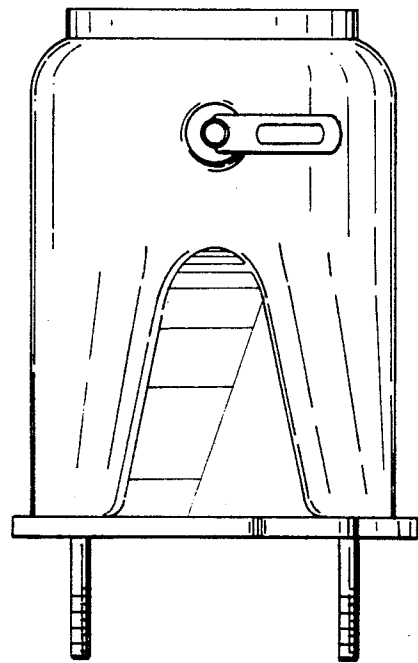


FIG. 6.

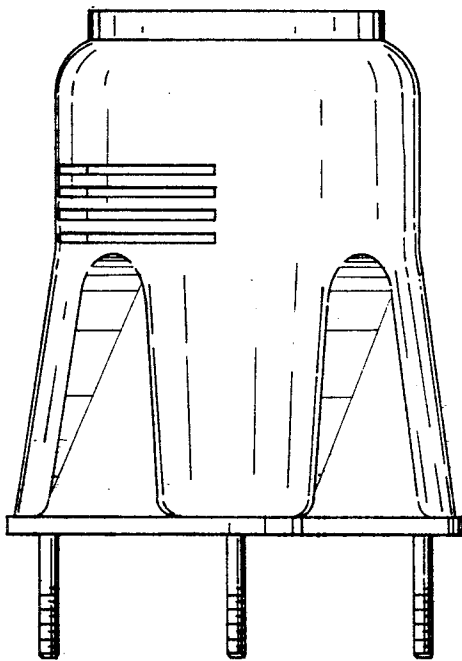


FIG. 7.